


Features:

- Dual 850nm PIN receiver
- Rugged D-subminiature (D-sub) DE-9 size housing
- Compliant with 1x/2x/4xFC - ANSI Fibre Channel FC-PI-2, FC-PI, FC-PH-2 and ARINC 818
- Dual 1.25mm OSA receptacles
- 9 pin board-mount electrical interface
- -40 to +85 C operating temperature
- Single +3.3V power supply
- DC-Coupled Receivers
- Low power dissipation
- Conformal coating for harsh environment use



The DSUB-5G-RX2 is ideal for harsh environment connectivity because of its low cost, availability, and wide operating parameters




COMMERCIAL AEROSPACE




MILITARY AEROSPACE



MILITARY TACTICAL



SUBSEA NETWORKING



RADAR & SENSING



OIL & EXPLORATION

Absolute Maximum Ratings

Parameter	Symbol	Min.	Max.	Unit	Notes
Maximum Supply Voltage	V _{CC}	-0.3	4.0	V	
Storage Temperature	T _{sto}	-55	100	°C	
Case Operating Temperature	T _{OP}	-40	85	°C	
Relative Humidity	RH	0	95	%	Based on conformal coating
Hand Lead Soldering Temperature			260	°C	10 seconds, leads only (2,3)
Conformal Coating		0.8	1.2	mil	See ruggedization notes

General Specifications

Parameter	Symbol	Min.	Typ.	Max.	Unit	Notes
Data Rate	BR	1.0625		5.0	Gb/s	

Electrical Specifications ($T_{OP} = -40$ to 85°C , $V_{CC} = 3.14$ to 3.47 Volts)

Parameter	Symbol	Min.	Typ.	Max.	Unit	Notes
Supply Voltage	V_{CC}	3.14	3.3	3.47	V	
Supply Current	I_{CC}		160	220	mA	2 Receivers
Total Module Power Dissipation	P_{DISS}			763	mW	
Receiver						
Supply Current	I_{CC}		80	110	mA	
Output differential impedance			100		Ω	
Single-Ended Voltage Swing	V_{DRX}	300		600	mV	CML
Output Rise Time	t_r			200	ps	20%-80%
Output Fall Time	t_f			200	ps	20%-80%
LOS De-assert Voltage	V_{LOSD}	0		0.4	V	Open Collector LVTTTL (4.7k Ω -10k Ω pull-up to V_{CC})
LOS Assert Voltage	V_{LOSA}	$V_{CC}-0.5$		V_{CC}	V	

Pin Configuration

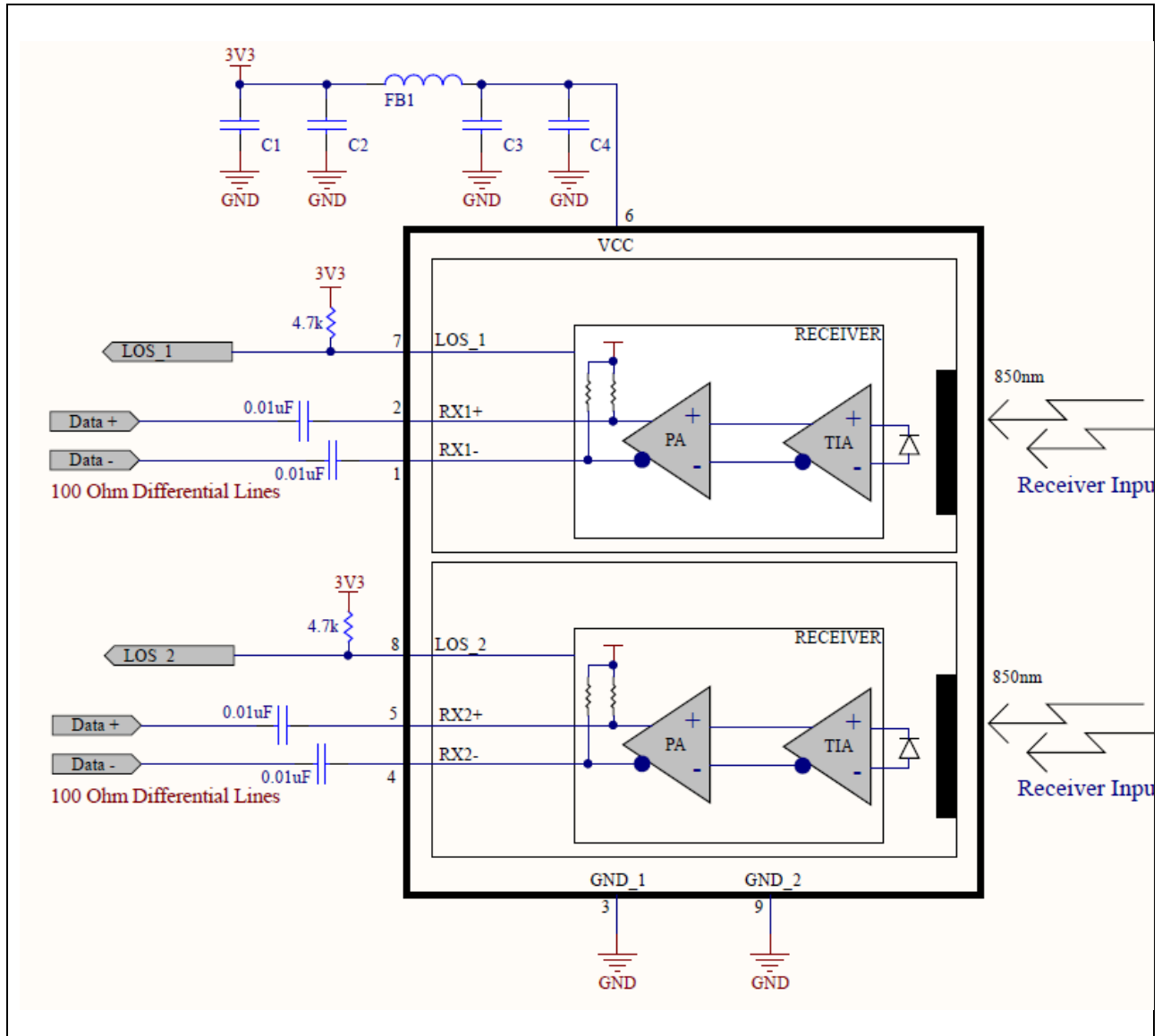
PIN #	Symbol	Description	Logic/ Protocol
1	RD1-	Receiver 1 DATA Out -	CML
2	RD1+	Receiver 1 DATA Out +	CML
3	GND	Signal Ground	N/A
4	RD2-	Receiver 2DATA Out -	CML
5	RD2+	Receiver 2DATA Out +	CML
6	V_{CCR}	Power Supply	N/A
7	LOS _{RX1}	Loss of Signal Indicator, RX1	Open Drain CMOS
8	LOS _{RX2}	Loss of Signal Indicator, RX2	Open Drain CMOS
9	GND	Ground	N/A

Optical Characteristics ($T_{OP} = -40$ to 85°C , $V_{CC} = 3.14$ to 3.47 Volts)

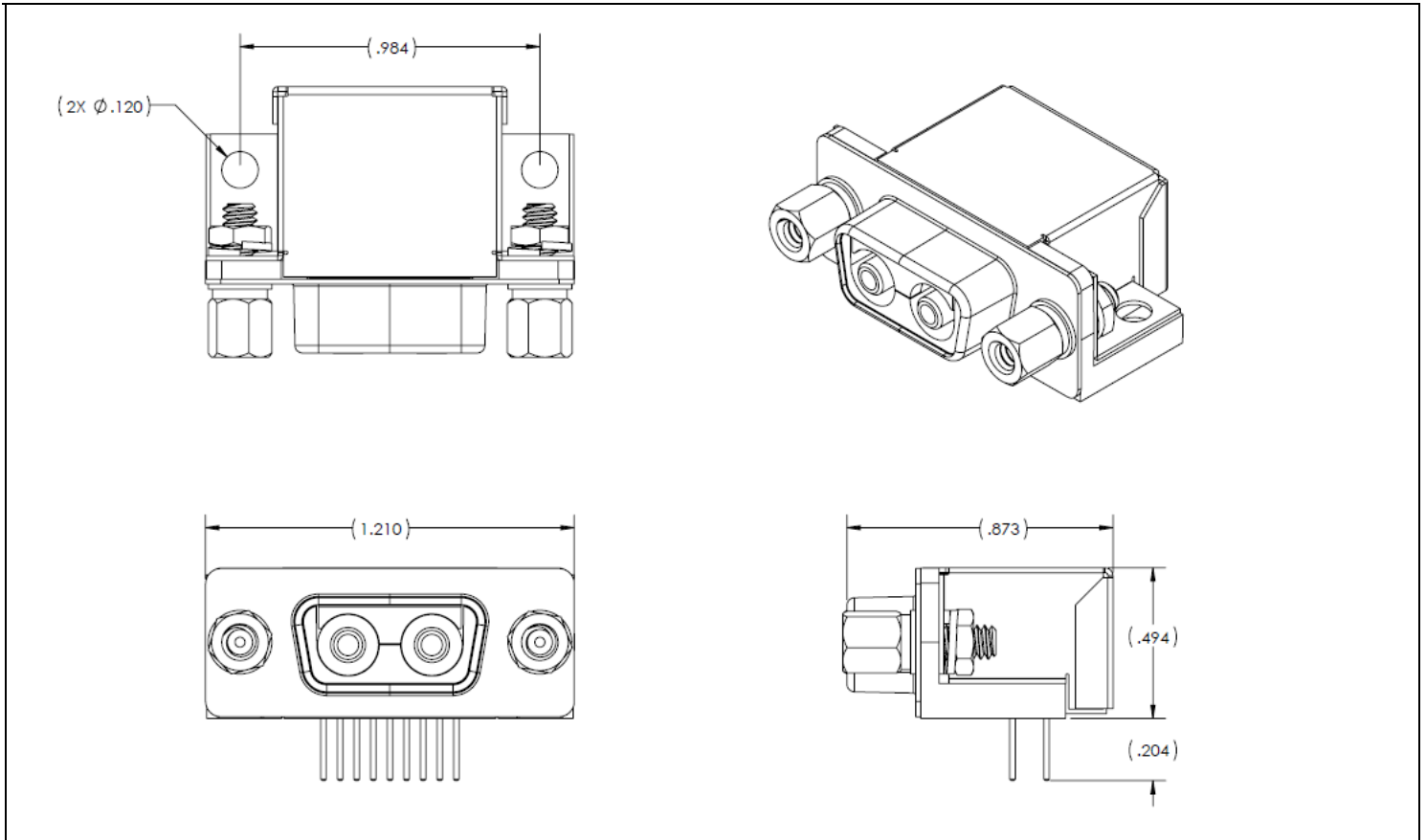
Parameter	Symbol	Min.	Typ.	Max.	Unit	Notes
Receiver						
Receiver Sensitivity 5.0 Gb/s	P_{IN5}			-13	dBm	PRBS 2 ¹⁵ -1 BER<10 ⁻¹²
Receiver Sensitivity 4.25 Gb/s	P_{IN4}			-14	dBm	
Receiver Sensitivity 3.125/2.125 Gb/s	P_{IN3}			-15	dBm	
Receiver Sensitivity 1.25/1.0625Gbps	P_{IN1}			-17	dBm	
Overload	P_{OL}	0			dBm	
Optical Center Wavelength	λ_C	830		860	nm	
Return Loss	RL	12			dB	
Loss-Of-Signal De-Assert	LOS _D			-15	dBm	
Loss-Of-Signal Assert	LOS _A	-28			dBm	
Loss-Of-Signal Hysteresis	LOS _H	1.5		3.5	dB	



Application Schematics



Standard Mechanical Dimensions



Ruggedization Notes

- Parylene C coating can be used for conformal coating with a $1.0 \text{ mil} \pm 0.2 \text{ mil}$ thickness through a deposition process. Parylene Type C has a 5600 VPM rating, withstands high temperatures, and is extremely resistant to oil/dirt, and object impact.
- Contact COTSWORKS for all MSDS and case composition.

Reference Information

- 1) IEEE Standard 802.3, 2002 Edition, 1000BASE-X. IEEE Standards Department, 2002
- 2) "Fibre Channel Draft Physical Interface Specification (FC-PI-2 Rev. 10.0)". American National Standard for Information Systems
- 3) Infiniband 1.2.1 specification, www.infinibandta.org
- 4) 3.125 Gb/s XAUI specification, IEEE 802.3ae, section 47
- 5) ARINC 818 specification at 3.1875Gb/s, <https://www.arinc818.com/>



Warnings:

Handling Precautions: This device is susceptible to damage as a result of electrostatic discharge (ESD). A static free environment is highly recommended.

Laser Safety: Radiation emitted by laser devices can be dangerous to human eyes. Avoid eye exposure to direct or indirect radiation.

Ordering Information

DSUB-5G-RX2	-xx-	x	-x-
D-Subminiature Form Factor	Connector	Ruggedized Coating	Operating Temp. Range
5Gbps Max. Data Rate	1.25mm OSA Receptacles	(): <i>Non-coated</i>	A: -40 to 85°C
Dual Receivers 850nm (MMF)		R: <i>Parylene</i>	

Example part number: DSUB-5G-RX2-LC-R-A

[5G D-Sub Form Factor Dual Receiver, dual 1.25mm OSA receptacles, Parylene-coated, Industrial operating temperature range]

Contact COTSWORKS for mechanical dimensional information and other configuration options.

COTSWORKS and the COTSWORKS logo are registered trademarks of COTSWORKS, INC. COTSWORKS reserves the right to change, alter, or revise this document without notice unless otherwise agreed to.

